





GUYANA ELECTIONS COMMISSION

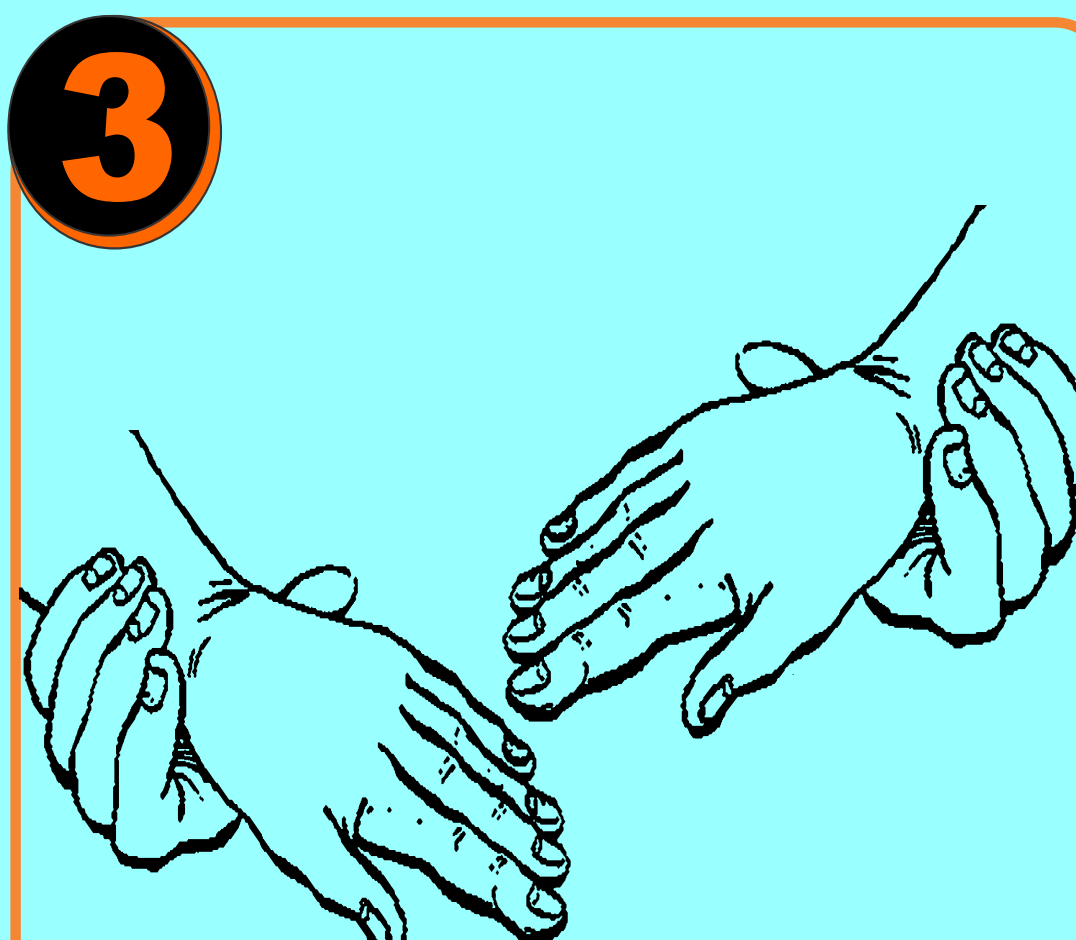
THE VOTING PROCESS



1 Show your National Identification Card to the Election Official.



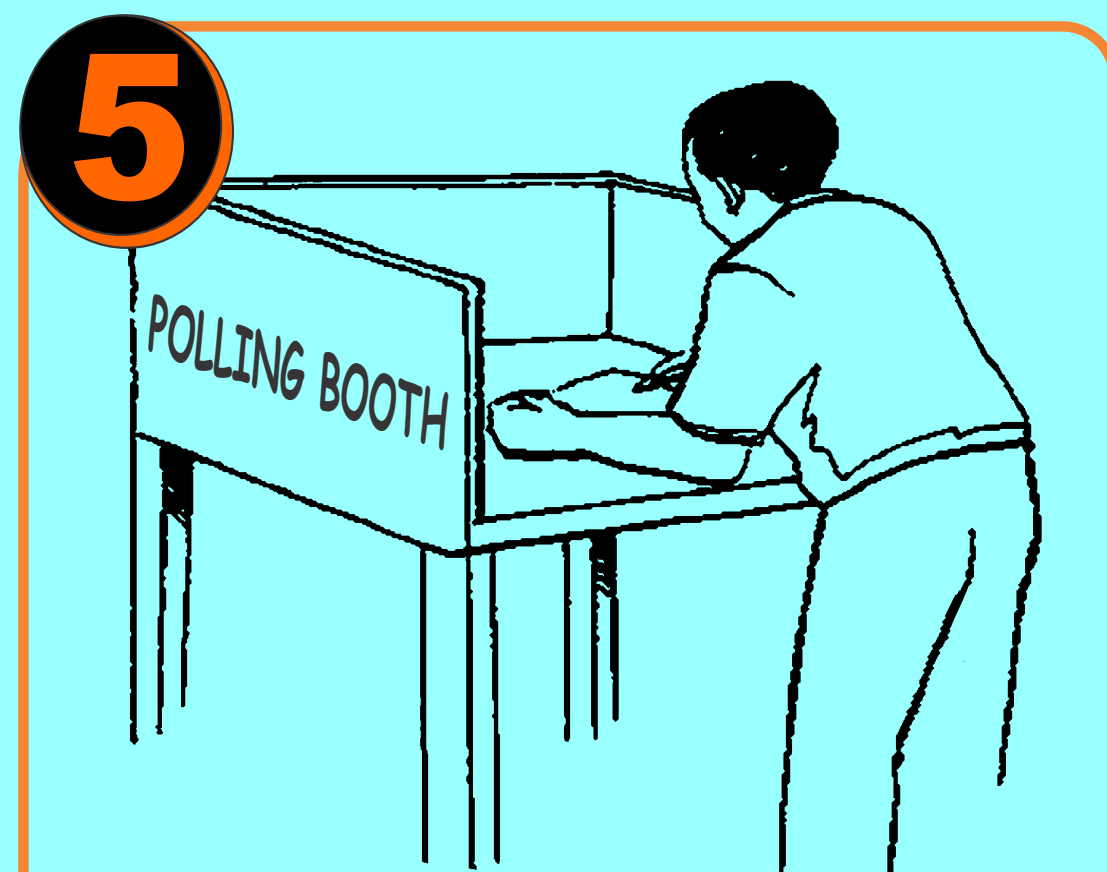
2 Your name is checked on the Official List of Electors




3 Your fingers are checked for ink stain.




4 Collect ballot paper with the official mark from the Election Official. Listen carefully to what you should do.



5 Go into the polling booth to mark your ballot paper carefully.



6 Return to the Election Official with the folded ballot paper showing the official mark.



7 Stain your right index finger and deposit your marked ballot in the Ballot Box.



8 Peacefully leave the Polling Station.

Note: Ensure that the Election Official stamps the official six digit number at the top half and bottom half of the back of the Ballot Paper in your presence before giving it to you.

IF THE BALLOT PAPER IS NOT STAMPED WITH THE SIX DIGIT NUMBER, YOUR VOTE WILL NOT BE COUNTED.

MONDAY 2nd MARCH, 2020
IS GENERAL AND REGIONAL ELECTIONS

EXERCISE YOUR CONSTITUTIONAL RIGHT BY VOTING ON ELECTION DAY

For further information contact GECOM



+ (592) 223-9653



pro@gecom.org.gy



www.gecom.org.gy